



Developmental Work In Merchandise Trade

Presented by Regional Statistics Sub-Programme in observance of
Caribbean Statistics Day

Overview

- Goal of Regional Statistics Sub-Programme
- Online Access to Regional Trade Information System
- Preparation of Correlation Tables linking previous versions of the CET to the 2007 version
- Enhancement of Trade Information Systems in Member States, inclusive of the implementation of the Data Submission Protocol
- Training in Eurotrace Software
- Activation of a Technical Working Group

Goal of Regional Statistics Sub-Programme

To provide the Community with high quality statistical products for decision-making and to monitor, guide and assess the impact of the developmental process

Regional Trade Information System

- The CARICOM Secretariat has a clear mandate from Member States to collect, monitor and disseminate regional trade data;
- The Regional Trade Information System (Tradsys) was created to process and report Member States trade data at the commodity level;
- Tradsys suffers from inefficiencies in data processing and dissemination – Member States fail to submit data in required format and System is only accessible by staff of the Regional Statistics Sub-Programme

Regional Trade Information System

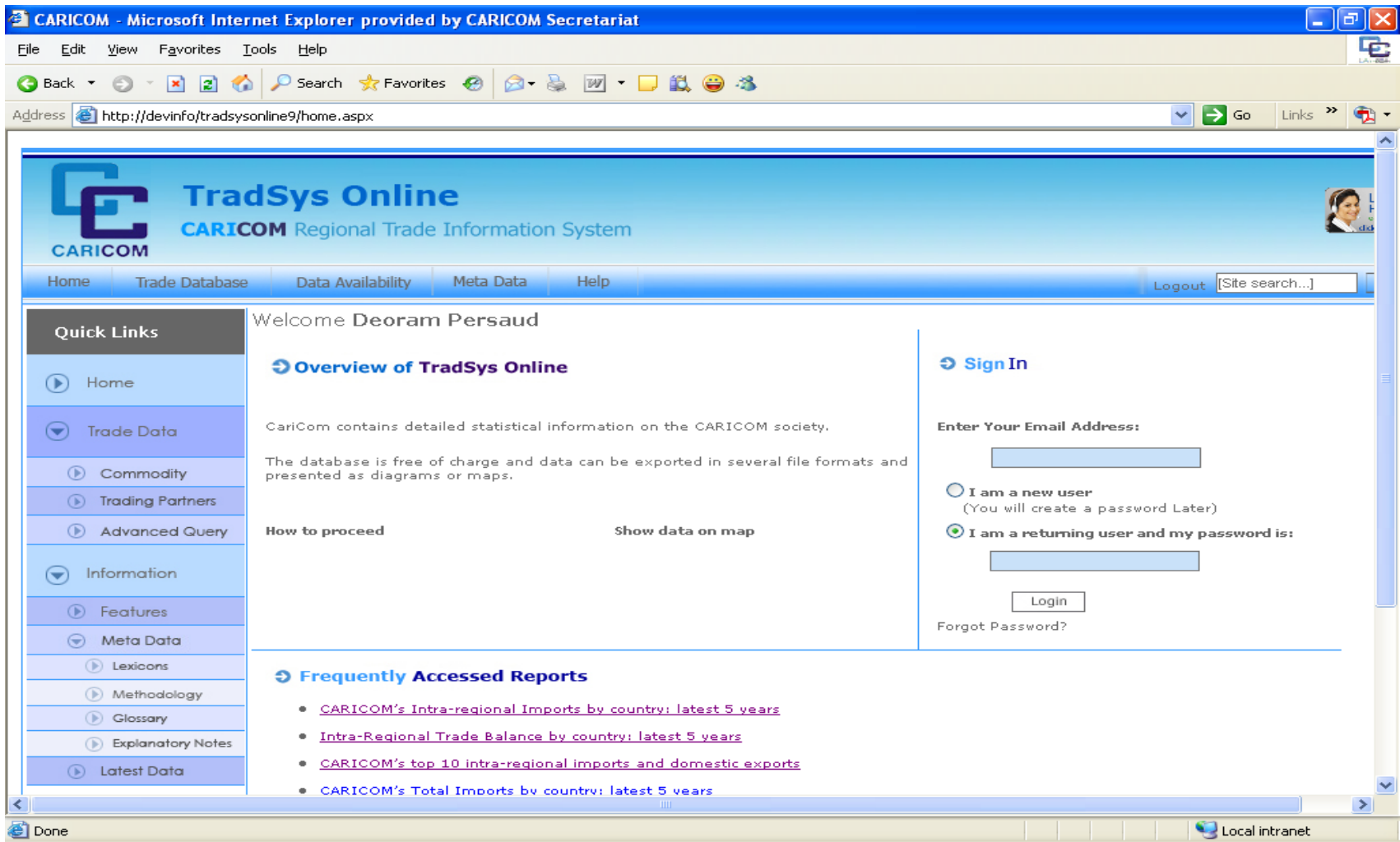
- The Secretariat with funding received from IDB executed the project – “ Enhancing Trade Data Dissemination in CARICOM – Strengthening of Tradsys”
- This Project provided an Action Plan on the steps to be taken to improve data processing and dissemination –
 - Upgrade trade processing and dissemination system in MS;
 - Develop and implement Data Submission Protocol
- Develop an Online Facility to access the Regional Trade Information System

Online Access to Regional Trade Information System

Regional
Trade
Information
System



Tradsys Online




CARICOM - Microsoft Internet Explorer provided by CARICOM Secretariat

File Edit View Favorites Tools Help


Back Forward Stop Home Search Favorites

Address <http://devinfo/tradsysonline9/home.aspx> Go Links



TradSys Online

CARICOM Regional Trade Information System



Home Trade Database Data Availability Meta Data Help
Logout [Site search...]

Quick Links

- ▶ Home
- ▼ Trade Data
 - ▶ Commodity
 - ▶ Trading Partners
 - ▶ Advanced Query
- ▼ Information
 - ▶ Features
 - ▶ Meta Data
 - ▶ Lexicons
 - ▶ Methodology
 - ▶ Glossary
 - ▶ Explanatory Notes
 - ▶ Latest Data

Welcome **Deoram Persaud**

➔ **Overview of TradSys Online**

CariCom contains detailed statistical information on the CARICOM society.

The database is free of charge and data can be exported in several file formats and presented as diagrams or maps.

How to proceed Show data on map

➔ **Frequently Accessed Reports**

- [CARICOM's Intra-regional Imports by country: latest 5 years](#)
- [Intra-Regional Trade Balance by country: latest 5 years](#)
- [CARICOM's top 10 intra-regional imports and domestic exports](#)
- [CARICOM's Total Imports by country: latest 5 years](#)

➔ **Sign In**

Enter Your Email Address:

I am a new user
(You will create a password Later)

I am a returning user and my password is:

[Forgot Password?](#)

Done
Local intranet

Tradsys Online

Allows users to generate summary and detailed information on CARICOM/Member States trade (imports, domestic exports, re-exports and total exports) through a wide range of queries

The Facility allows for 2 tiers of access:

Tier One - provide access to all data up the 2-digit level of HS and SITC Rev 4 - Accessible by all users;

Tier Two – provide access to commodity level data – accessible by privileged users

Users can create their own queries through the Advanced Query function. Information on the classifications systems, the methodology; explanatory notes etc, used to compile the data are available.

However ONLY summary level data is currently available due to the different versions of the CET available in the database.

Next Steps for Tradsys Online

Continue the preparation of Correlation Tables linking the 1996 and 2002 versions of the CET with the 2007 version

Implement Correlation Tables and Activate the other Reports

Continue to update system with the most recent information received

Expand Online Facility to incorporate the Data Warehousing capabilities and pre-packaged information based on data relating to the current situation and the important products of the Region

Enhancement of Trade Information System in Member States

- In-country Technical Assistance to improve data production and dissemination in Member States
- Project is funded under the 9th EDF and specifically targets the implementation of the New Eurotrace Software Package in MS and also at the Secretariat
- Also includes the Implementation of Data Submission Protocol for the transmission of data to the Secretariat
- Training in the use of the software

Capacity Building - Eurotrace Workshop

- The Secretariat in collaboration with Eurostat executed a two-week training workshop on data processing of merchandise trade statistics using the New Eurotrace Software Package in July 2009.
- 23 persons from MS and AM and 4 from MS were trained
- Funding provided under the 9th EDF
- Follow up workshops

Activation of a Technical Working Group

- To support the production of harmonized, high quality and timely Economic Statistics in the Region, it was recommended that Technical Working Groups be established.
- Currently preparatory work is being put in place for the establishment of TWG in Merchandise Trade. MS that volunteered so far are ***Dominica, St. Kitts and Nevis, The Bahamas, Trinidad and Tobago and Bermuda.*** 2 MS and 1 AM still required

Activation of a Technical Working Group

- The TWG will inform the actions required to improve Merchandise Trade Statistics in the Region
- Some of the Specific Objectives are:
 - Ensure systems are in place to achieve timely production and dissemination of statistics on Merchandise Trade
 - Provide technical input into the execution of assessments of the current state of Merchandise trade statistics in the region
 - Assist in the identification of strategies and facilitate the implementation of actions that will address data deficiencies

**END
OF
PRESENTATION**