


CARICOM





CARICOM

CARICOMInfo 1.0

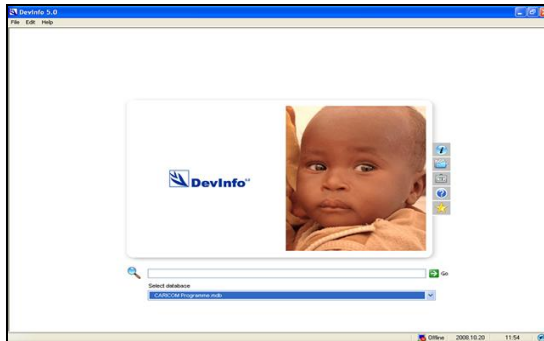
“The dissemination of statistics in DevInfo is one major step towards promoting the use of statistics by major users such as policy-makers, researchers, students, members of the private sector, Non Governmental Organisations and so forth. This can encourage research, enable good governance through making available statistics for decision-making monitoring and evaluation. “

Opening remarks by Dr. Philomen Harrison, Project Director, Regional Statistics, CARICOM Secretariat at the launch of NatureIsle Info 1.0, Roseau Dominica



CARICOMINFO 1.0

An Adaptation of the **DEVINFO 5.0** Software





WHAT IS CARICOMInfo

CaricomInfo 1.0 is a database software tool adapted from the DevInfo 5.0 technology.

DevInfo 5.0 is an advanced database management system designed to keep track of the commitments towards human development. It is endorsed by UN to report on the progress towards the Millennium Development Goals.



BACKGROUND

CARICOM Regional Statistics Sub-program Staff participated in two training workshops in Panama sponsored by UNICEF

- DevInfo 4.0 Regional Roll Out Workshop for Latin America and The Caribbean 9 - 13 August 2004
- DevInfo 4.0 Training of Trainers Workshop for UN regional teams in Latin America and The Caribbean 6 - 10 December 2004



BACKGROUND

A new version, DevInfo 5.0 was released in May 2006 which offered a range of new tools and features including a fully web-enabled version for more effective dissemination and presentation of indicators;

CARICOM Statistics Sub-program Staff participated in Regional DevInfo 5.0 Training Workshop in Barbados from September 18-22, 2006 sponsored by UNICEF;

Decision was made to disseminate data and metadata collected under the CARICOM Programme using DevInfo 5.0;

BACKGROUND

CARICOM Programme formulated at the Second Meeting of the CARICOM Advisory Group to strengthen capacity in the areas of Social, Gender and Environmental Statistics within Member States.

- Compilation of a list of indicators for inclusion in CARICOM Programme Publication;
- Inventory of available List of Indicators;
- Harmonization of social/gender and environment meta data;
- Collection of data for the list of indicators using standard format.



OUTCOME

Production of CARICOMInfo 1.0

Purchase of 1 Dell PowerEdge 1950 server and 2 Dell Latitude D420 notebook with funding from UNICEF towards the preparation of a web interface for the dissemination of regional social statistics including Millennium Development Goals (MDGs) indicators;

Elements of CaricomInfo 1.0

The software tool provides access to indicators organized by sectors, goals, themes, sources and other data management schemes. It is integrated with Microsoft Office for easy presentation of data in the form of tables, graphs and maps for dissemination.

The CaricomInfo database consists of the following elements:


- | | |
|---|--------------|
| <input type="checkbox"/> Indicators | Time Periods |
| <input type="checkbox"/> Geographic Areas | Subgroups |
| <input type="checkbox"/> Sex | Location |
| <input type="checkbox"/> Age Groups | Units |
| <input type="checkbox"/> Sources | Data values |



NEXT STEPS

Regular updating of Web adaptation with data from in-house databases and from Member States with adaptations of DevInfo such as Dominica (NatureIsleInfo), Jamaica (JAMSTATS), Saint Lucia (HelenInfo);

Training for CARICOM Secretariat Staff in the use of CARICOMInfo 1.0 Web Version and Desktop Version;



CARICOM

END
OF
PRESENTATION